



**CHAINS &
SPROCKETS**
for the **ASPHALT INDUSTRY**

ALLIED-LOCKE



www.alliedlocke.com



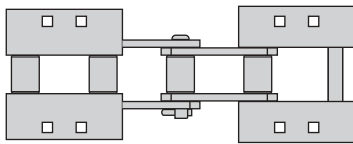
ALLIEDLOCKE

Since 1965, Allied-Locke has been manufacturing chains and sprockets for a number of industries including the Asphalt Industry. We can provide you with both Plant Chain and Paving Equipment Chain. A-L chain is heat-treated to provide maximum strength and wear life to withstand this hot, abrasive, non-stop environment. With a number of stocking warehouses, our goal is to provide a superior product in a timely manner.

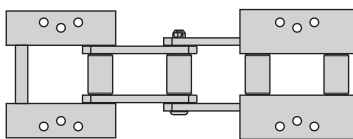
Allied-Locke is comprised of a group of experienced and dedicated employees, committed to customer satisfaction through excellence in quality and service. Our knowledgeable customer service and engineering staff is eager to assist you.



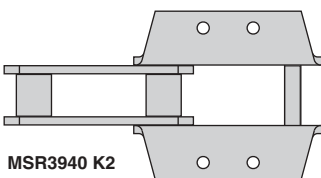
ASPHALT PLANT CHAIN



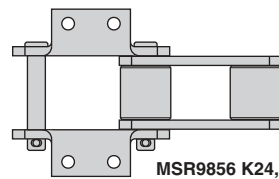
MSR3952 K2



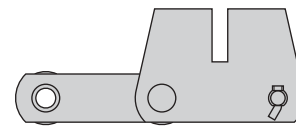
MSR4830 K23



MSR3940 K2



MSR9856 K24, K44



MSR9856 M2

(MSR2856 with M16 attachment also available; see chart)

Chain Number	Attachment Style	Pitch	Working Load (lbs.)	Pin Dia.	Roller Dia.	Sidebar Height	Approx. Weight (lbs./ft.)
MSR3952	K2	4.000	7,200	.75	1.44	1.75	13.8
MSR4830	K23	4.000	6,500	.62	1.25	1.50	10.5
MSR3940	K2	6.000	7,200	.75	1.62	2.25	15.4
MSR9856	K24	6.000	14,000	1.00	2.75	2.50	25.0
MSR9856	K44	6.000	14,000	1.00	2.75	2.50	25.0
MSR9856	M2	6.000	14,000	1.00	2.75	2.50	29.1
MSR2856	M16	6.000	14,000	1.00	2.75	2.75	27.3

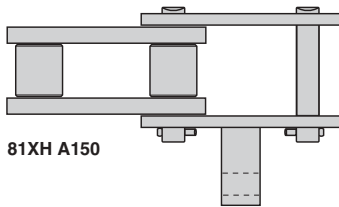
ALWAYS REACHING FOR THE STAR

Allied-Locke utilizes state-of-the-art equipment across all of our manufacturing processes. We continue to invest in capital equipment and have been recognized for our innovative use of robotics in improving automation and safety in the manufacturing process. Allied-Locke's manufacturing capabilities today prepare us to continue being a leading supplier in the global economy of tomorrow.

Our primary manufacturing facility in Dixon, Illinois covers nearly 600,000 square feet, with additional manufacturing facilities in Meridian, Mississippi and Brewton, Alabama. Allied-Locke currently includes five divisions: Engineering Class Chain, Agricultural Chain, Precision Roller Chain, Sprockets, and Environmental Products.



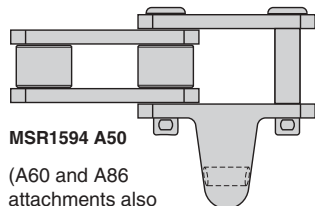
PAVING EQUIPMENT CHAIN



81XH A150

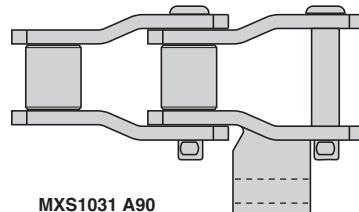


MSR1302 M10

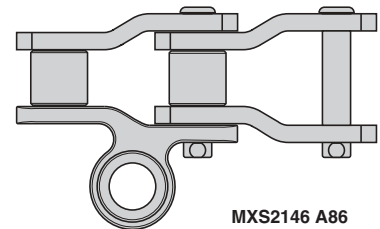


MSR1594 A50
(A60 and A86 attachments also available; see chart)

Chain Number	Attachment Style	Pitch	Working Load (lbs.)	Pin Dia.	Roller Dia.	Sidebar Height	Approx. Weight (lbs./ft.)
81XH	A150	2.609	2,600	.44	.91	1.25	4.2
MSR1302	M10	2.609	2,700	.50	1.12	1.12	4.5
MSR1594	A50	2.750	3,200	.56	1.25	1.25	5.5
MSR1594	A60	2.750	3,200	.56	1.25	1.25	5.7
MSR1594	A86	2.750	3,200	.56	1.25	1.25	5.4
MXS1031	A90	3.075	4,650	.62	1.25	1.50	8.1
MXS2146	A86	3.075	4,375	.62	1.25	1.50	7.3



MXS1031 A90



MXS2146 A86

ALLIED-LOCKE INDUSTRIES, INC.
800.435.7752 - TOLL FREE PHONE
800.462.3130-FAX
info@alliedlocke.com
www.alliedlocke.com



CS112 Rev. 01/2026

www.alliedlocke.com