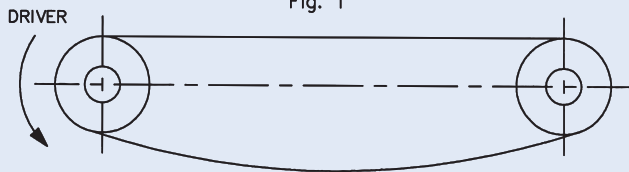


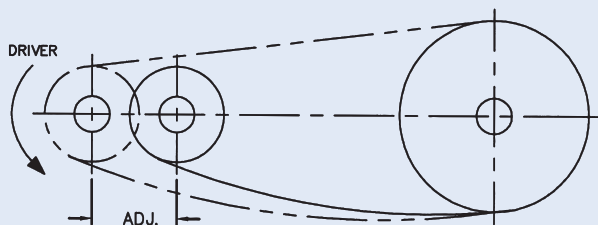
Fig. 1

Fig. 1

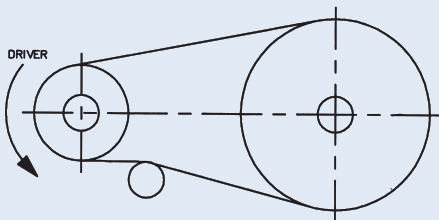


Setup: Horizontal; slack lower strand.

Problem: Normal chain wear causes loss of tension.



Solution No. 1: (middle diagram) Make one shaft position adjustable, to allow wear compensation.



Solution No. 2: (lower diagram) Add idler sprocket for wear compensation.

Information on the following pages will help in designing roller chain drives for a wide range of applications.

All chains listed in this catalog are for power transmission and conveying applications only. They are not intended for use on hand or electrically operated hoists or motorcycles.

Drive Arrangements

Before considering individual drive components, it is necessary to select the overall drive arrangement. The accompanying diagrams show various arrangements, starting with the most desirable horizontal setup (Figure 1).

For maximum chain life, provisions should be made to take up slack caused by normal chain wear.

Allied-Locke Industries Inc.

... reach for the star of quality

Toll Free:

Phone: 800-435-7752

Fax: 800-462-3130

Local:

Phone: 815-288-1471

Fax: 815-288-7945

www.alliedlocke.com